

FLOAT OR SINK?

ACTIVITY FOR EARLY LEARNERS



Kumu Preparation:

- Gather items (some that float, some that sink) ahead of time, or opt to give keiki a list of things to find and collect around the classroom.

If you use your own assortment of items, use the blank handout with the class (pg. 3).

If you use the items listed below, use the partially filled out handout with the class (pg. 2).

- Fill a clear tub or bucket with lukewarm water.




Activity:

- Gather keiki in a group and tell them that they will be learning about sinking and floating.
- Explain that when objects “sink,” they go down to the bottom of the water. When an object “floats,” it sits on the top of the water.
- Hold up one item at a time and ask haumāna to predict which objects they think will sink and which will float. Mark their guesses in blue on the chart (on next page) or draw the chart on the whiteboard and mark their predictions there.
- Next, have the kids drop the objects, one by one, into the water and observe what happens.
- After dropping each object in, mark the guess (float or sink) that was correct in green.
- After dropping all objects in, ask keiki why they think the object sinks or floats. They may make guesses like the size, weight, or construction of an object makes it sink or float.
- Explain that items float or sink based on their density. Density is how close or far apart molecules are within an item. Molecules are tiny and only visible by a microscope. Things that are denser than water will sink, and things that are less dense than water will float.
- Ask them whether the Hōkūle‘a floats or sinks. Then ask why they think it floats, and explain.

Ideas for float/sink items:

- > Crayon
- > Pencil
- > Coin
- > Toy car
- > Cotton ball
- > Marshmallow
- > Feather
- > Marble

“Will It Float or Sink?” Predictions

Object	Float	Sink
Crayon 		

"Will It Float or Sink?" Predictions

Object	Float	Sink
Crayon		
Pencil		
Coin		
Toy car		
Cotton ball		
Marshmallow		
Feather		
Marble		

“Will It Float or Sink?” Predictions

Object	Float	Sink

Be sure to check out other resources at: <https://www.ksbe.edu/holomoana/>

SHOW US WHAT YOU DID!



Send us a photo or video of your keiki doing this activity for a chance to be featured on the Holomoana website! Email it to ittraining@ksbe.edu.